

Signify Classified - Internal
Cooper Lighting Solutions Photometric Lab
1121 Highway 74 South
Peachtree City, GA 30269



Scaled data based on original data using
LM-79-08 Approved Method: Electrical and Photometric Measurements of Solid-
State Lighting Products

Test Report Prepared for
Cooper Lighting Solutions
(formerly Eaton)

Brand: McGRAW-EDISON

Report Number: P543130

Luminaire Tested: **TT-D7-735-U-MQ-UPL**

Issue Date: 5/10/2022

Test Information

Test Method: LM-79-08
Report Number: P543130
REPORT IS FROM IESNA LM-79-08 TEST DATA - UPLIGHT (G2-2002-677-2) AND
Test Lab: INNOVATION CENTER
Issue Date: 5/10/2022
Manufacturer: COOPER LIGHTING SOLUTIONS (FORMERLY EATON)
Product Line: MCGRAW-EDISON
Catalog Number: TT-D7-735-U-MQ-UPL
Description: TOPTIER LED PARKING GARAGE LUMINAIRE WITH UPLIGHT
3500K, 70 CRI LEDS AND MEDIUM DISTRIBUTION
Light Source: -
Ballast/Driver: ELECTRONIC DRIVER

Summary

Lumens per Lamp: N/A
Luminaire Lumens: 16444.7 lumens
Efficiency: N/A
Efficacy: 123.9 lumens/watt
Luminous Opening: Vertical Cylinder (Dia: 1.12' x H: 0.1')
IES Classification: Type V - Short
BUG Rating: B4 - U4 - G3

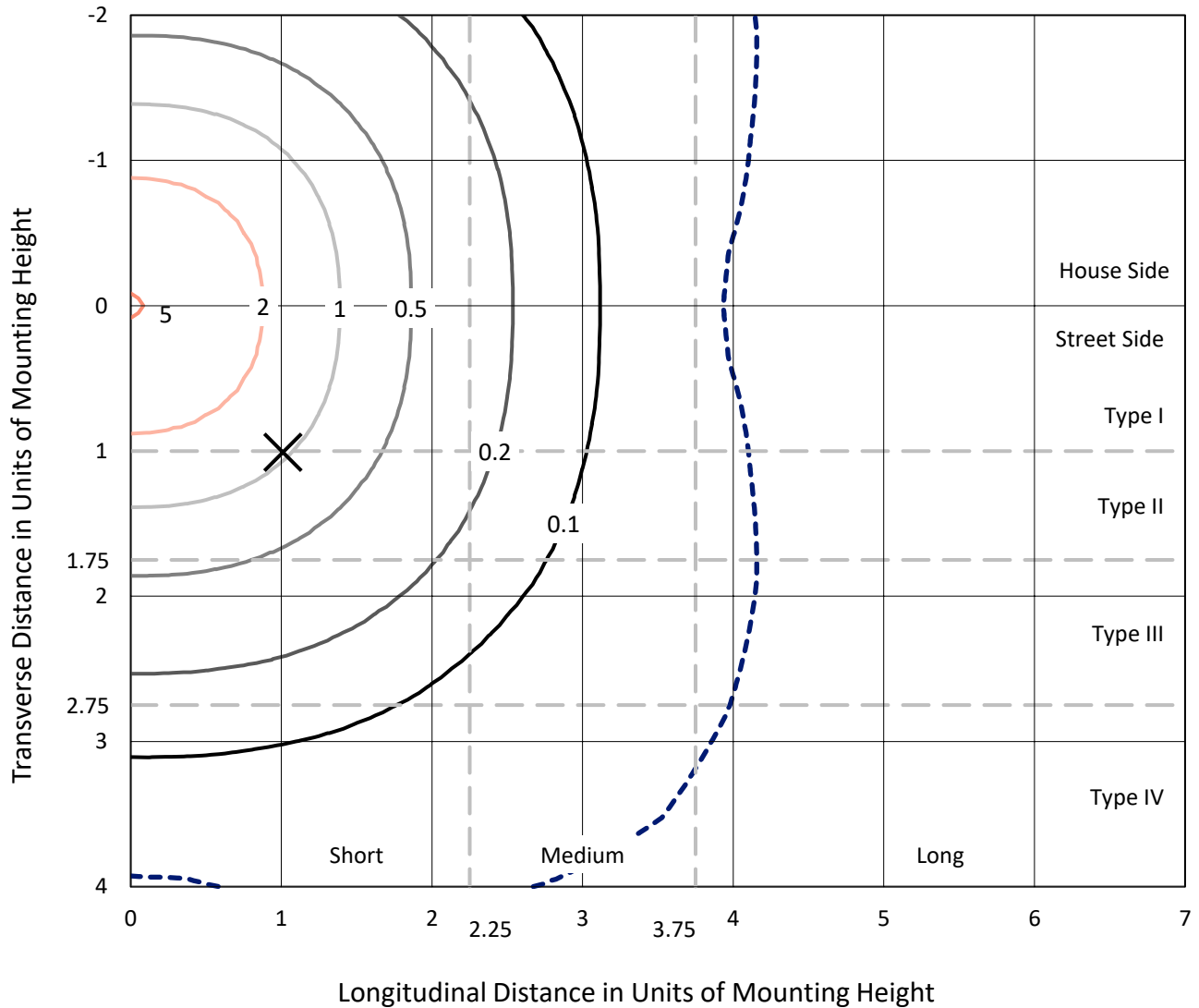
Input Watts (W): 132.7
Input Voltage (V): NR
Input Current (Ain): NR
Voltage Rise (V): NR
Power Factor: NR
Total Harmonic Distortion (THDi): NR
Frequency (hertz): 60
Stabilization Time: NR
Operation Time: NR
Ambient Temperature (°C): NR
Test Distance: 28.75 FT



REPORT NUMBER: P543130
 CATALOG NUMBER: TT-D7-735-U-MQ-UPL

Iso-Footcandle Lines of Horizontal Illumination

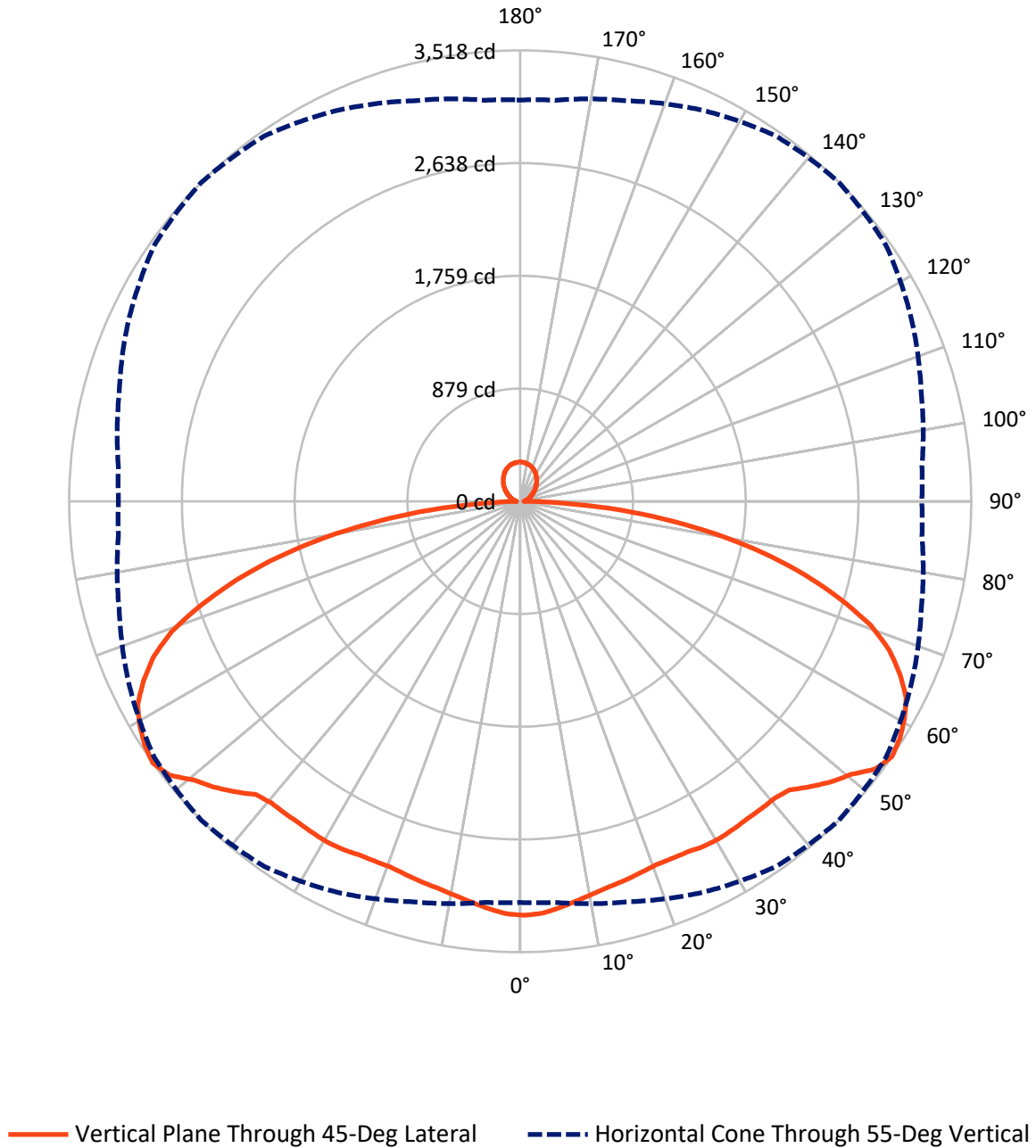
✕ Max cd
 - - - 1/2 Max cd



Based on 25 foot mounting height. Maximum calculated value = 5.2 fc
 Type V - Short - N/A

REPORT NUMBER: P543130
CATALOG NUMBER: TT-D7-735-U-MQ-UPL

Luminous Intensity Polar Plot



REPORT NUMBER: P543130
 CATALOG NUMBER: TT-D7-735-U-MQ-UPL

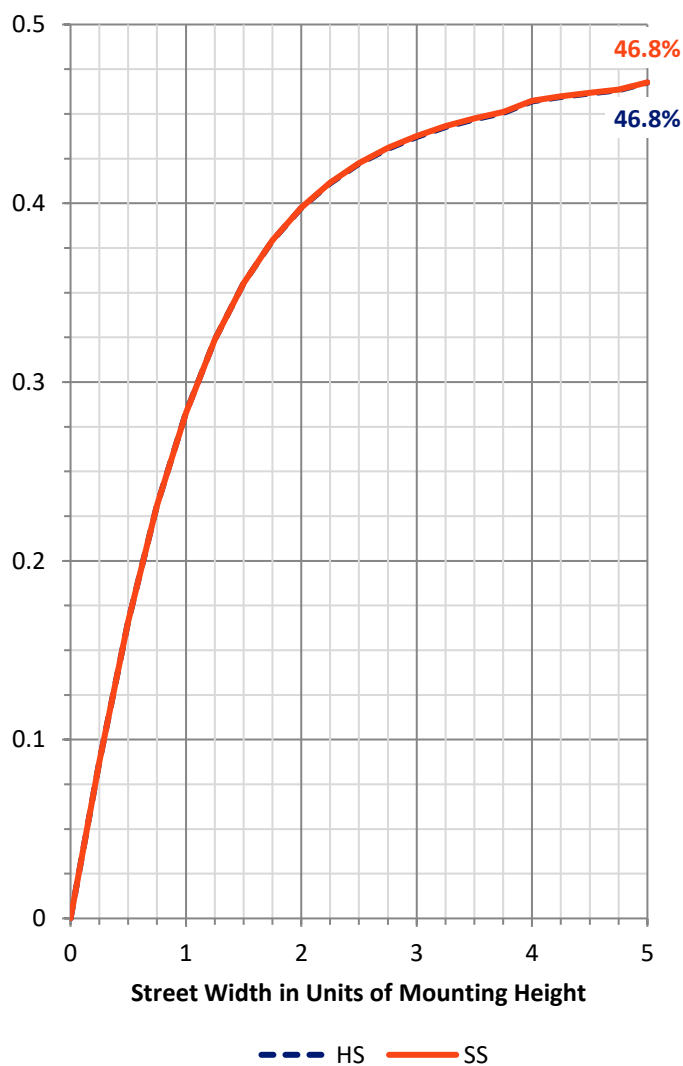
FLUX DISTRIBUTION:

		Downward	Upward	Total
House Side	Lumens	7806.5	415.9	8222.4
	% Fixture	47.5	2.5	50.0
Street Side	Lumens	7806.5	415.9	8222.4
	% Fixture	47.5	2.5	50.0
Total	Lumens	15613.0	831.7	16444.7
	% Fixture	94.9	5.1	100.0

ZONAL LUMENS:

Zone	Lumens	% Fixture
0°-10°	301.5	1.8
10°-20°	866.0	5.3
20°-30°	1395.5	8.5
30°-40°	1891.1	11.5
40°-50°	2397.3	14.6
50°-60°	2949.2	17.9
60°-70°	2970.6	18.1
70°-80°	2174.1	13.2
80°-90°	667.7	4.1
90°-100°	42.6	0.3
100°-110°	66.0	0.4
110°-120°	91.9	0.6
120°-130°	119.0	0.7
130°-140°	138.7	0.8
140°-150°	140.5	0.9
150°-160°	121.9	0.7
160°-170°	82.2	0.5
170°-180°	28.9	0.2
0°-90°	15613.0	94.9
0°-180°	16444.7	100.0

Coefficient of Utilization



REPORT NUMBER: P543130

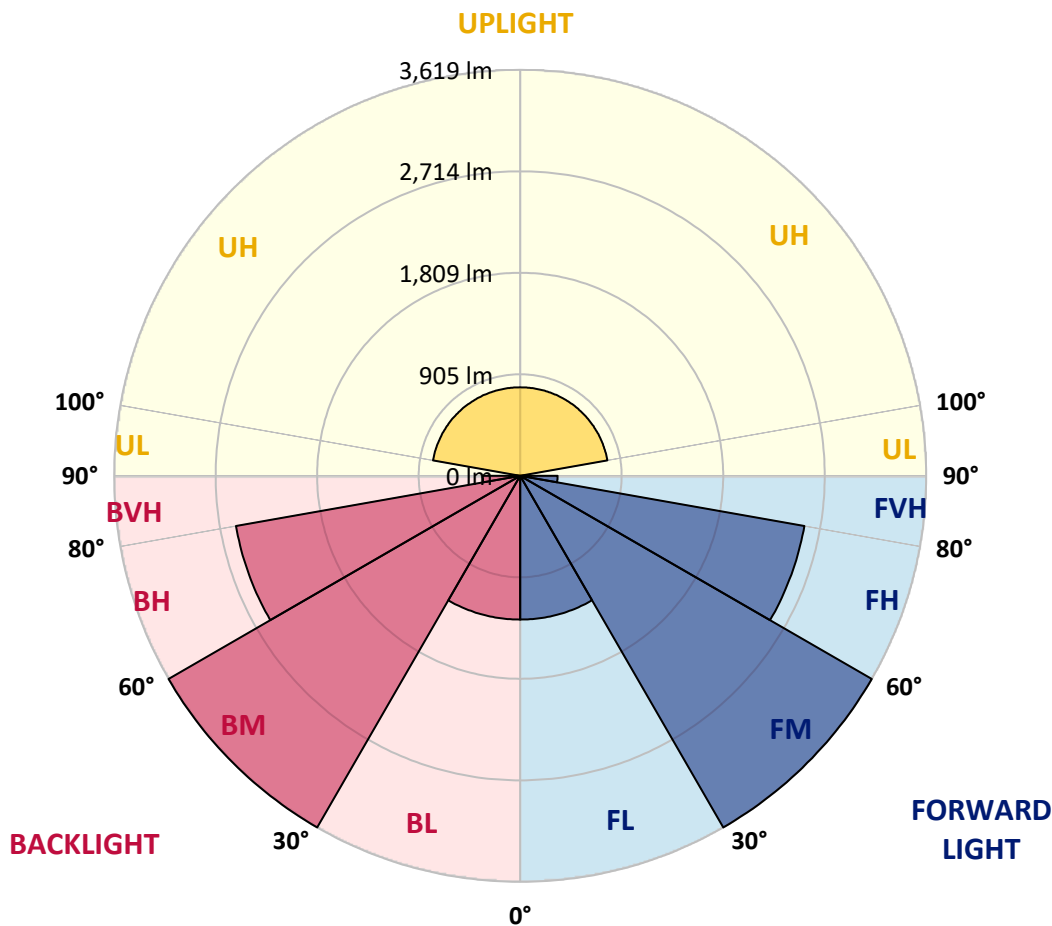
CATALOG NUMBER: TT-D7-735-U-MQ-UPL

LUMINAIRE CLASSIFICATION SYSTEM LUMEN TABLE AND BUG RATING:

Zone	Lumens	% Fixture	Zone Rating/Lumen Limit		
			B	U	G
FL (0°-30°)	1281.5	7.8			
FM (30°-60°)	3618.8	22.0			
FH (60°-80°)	2572.3	15.6			G2/5000
FVH (80°-90°)	333.8	2.0			G3/500
BL (0°-30°)	1281.5	7.8	B3/2500		
BM (30°-60°)	3618.8	22.0	B3/5000		
BH (60°-80°)	2572.3	15.6	B4/5000		G2/5000
BVH (80°-90°)	333.8	2.0			G3/500
UL (90°-100°)	42.6	0.3		U2/50	
UH (100°-180°)	789.1	4.8		U4/1000	

BUG Rating: B4-U4-G3

Type V Short





REPORT NUMBER: P543130

CATALOG NUMBER: TT-D7-735-U-MQ-UPL

CANDELA DISTRIBUTION (FULL):

	0°	5°	15°	25°	35°	45°	55°	65°	75°	85°	90°
0°	3229.6	3229.6	3229.6	3229.6	3229.6	3229.6	3229.6	3229.6	3229.6	3229.6	3229.6
2.5°	3215.3	3217.3	3216.6	3218.0	3218.0	3219.4	3218.0	3219.4	3217.3	3218.0	3218.0
5°	3180.4	3183.1	3181.1	3184.5	3185.2	3185.9	3183.8	3183.8	3181.8	3181.8	3182.5
7.5°	3142.8	3144.2	3144.2	3147.6	3149.6	3149.6	3147.6	3144.9	3143.5	3141.4	3141.4
10°	3106.6	3108.6	3107.9	3111.4	3114.1	3114.8	3112.0	3107.3	3105.2	3103.8	3103.8
12.5°	3075.1	3077.2	3078.5	3082.6	3086.7	3086.7	3085.4	3079.9	3076.5	3074.4	3073.8
15°	3051.9	3053.9	3054.6	3060.8	3064.9	3066.9	3064.2	3058.7	3054.6	3051.9	3050.5
17.5°	3028.6	3030.0	3033.4	3038.9	3043.0	3045.7	3043.0	3037.5	3032.1	3027.3	3025.9
20°	3006.1	3006.8	3011.5	3019.1	3024.5	3027.3	3024.5	3016.3	3008.1	3004.0	3003.3
22.5°	2995.8	2997.2	3003.3	3014.3	3021.8	3027.3	3020.4	3010.2	3000.6	2993.8	2993.1
25°	2989.0	2989.7	2997.9	3012.9	3026.6	3030.7	3025.9	3011.5	2996.5	2987.6	2986.9
27.5°	2995.1	2997.9	3008.8	3023.9	3041.6	3048.5	3043.7	3023.2	3006.8	2996.5	2994.5
30°	2993.8	2995.8	3008.1	3025.2	3041.6	3055.3	3045.7	3023.9	3004.7	2994.5	2993.1
32.5°	2989.7	2992.4	3003.3	3017.7	3040.9	3050.5	3041.6	3016.3	2999.9	2992.4	2989.7
35°	2972.6	2977.4	2993.1	3014.3	3035.5	3045.0	3034.8	3013.6	2991.0	2978.7	2977.4
37.5°	2965.7	2969.2	2984.9	3009.5	3037.5	3047.8	3034.1	3008.8	2983.5	2969.8	2966.4
40°	2954.8	2960.3	2979.4	3008.1	3040.3	3049.8	3038.9	3009.5	2980.8	2958.2	2952.1
42.5°	2954.8	2959.6	2986.2	3025.9	3061.5	3078.5	3061.5	3028.0	2987.6	2956.2	2951.4
45°	3002.0	3008.1	3041.6	3100.4	3155.8	3176.3	3155.1	3103.8	3043.0	3006.8	2997.2
47.5°	3042.3	3051.2	3101.8	3176.3	3245.4	3268.6	3243.3	3177.7	3102.5	3051.2	3042.3
50°	3072.4	3082.6	3148.3	3242.6	3316.5	3347.9	3319.2	3244.7	3149.6	3084.0	3073.8
52.5°	3126.4	3142.1	3220.1	3326.7	3429.9	3469.6	3429.9	3330.1	3220.1	3144.2	3126.4
55°	3130.5	3140.8	3234.4	3366.4	3478.5	3517.5	3483.3	3367.0	3237.8	3145.5	3132.6
57.5°	3083.3	3095.0	3194.1	3345.9	3457.3	3491.5	3458.0	3347.9	3203.0	3101.8	3090.2
60°	2998.6	3010.2	3113.4	3271.3	3391.0	3442.9	3393.7	3274.8	3123.7	3018.4	3005.4
62.5°	2906.3	2928.1	3047.1	3204.3	3323.3	3378.0	3328.8	3207.1	3053.9	2936.3	2916.5
65°	2760.6	2770.2	2898.1	3068.3	3214.6	3254.2	3215.3	3073.1	2919.9	2778.4	2770.9
67.5°	2613.0	2630.7	2736.7	2926.8	3068.3	3105.9	3067.6	2926.1	2750.4	2636.2	2623.2
70°	2367.5	2388.0	2537.1	2700.5	2834.5	2900.1	2838.6	2702.5	2560.3	2396.2	2385.3
72.5°	2140.6	2161.7	2264.3	2448.2	2584.3	2612.3	2593.1	2451.6	2285.5	2176.8	2161.7
75°	1843.8	1851.4	1983.3	2139.2	2265.0	2295.1	2271.1	2137.1	2007.9	1868.5	1846.6
77.5°	1535.5	1550.6	1643.5	1776.8	1885.5	1939.6	1884.2	1784.4	1653.1	1551.2	1536.2
80°	1182.7	1199.1	1295.5	1416.6	1500.6	1543.7	1502.7	1413.1	1304.4	1200.5	1193.0
82.5°	834.1	834.8	930.5	1009.8	1093.9	1118.5	1095.2	1026.2	937.3	842.3	843.6
85°	472.4	477.2	542.8	615.3	663.8	696.7	670.7	619.4	549.7	483.4	477.2
87.5°	107.3	106.7	140.8	182.5	236.5	235.9	231.1	188.7	144.9	105.3	103.9
90°	30.1	29.1	29.1	29.1	29.1	29.1	29.1	29.1	29.1	29.1	29.1
92.5°	34.8	34.2	34.2	33.8	33.8	33.8	33.8	33.8	33.8	33.8	33.8
95°	39.4	39.4	39.4	38.5	38.5	38.5	38.5	38.5	38.5	38.5	38.5
97.5°	44.6	44.6	44.6	44.2	44.2	44.2	44.2	44.2	44.2	44.2	44.2
100°	49.8	49.8	49.8	49.8	49.8	49.8	49.8	49.8	49.8	49.8	49.8
102.5°	55.9	55.9	55.9	55.9	55.9	55.9	55.9	56.4	55.9	55.9	55.9
105°	62.0	62.0	62.0	62.0	62.0	62.0	62.0	62.9	62.0	62.0	62.0
107.5°	68.6	68.6	69.0	69.0	69.0	69.0	69.0	69.5	69.0	69.0	69.0
110°	75.1	75.1	76.1	76.1	76.1	76.1	76.1	76.1	76.1	76.1	76.1



REPORT NUMBER: P543130
 CATALOG NUMBER: TT-D7-735-U-MQ-UPL

CANDELA DISTRIBUTION (continued):

	0°	5°	15°	25°	35°	45°	55°	65°	75°	85°	90°
112.5°	83.1	83.1	84.0	84.0	84.0	84.0	84.6	84.6	84.0	84.0	84.0
115°	91.1	91.1	92.0	92.0	92.0	92.0	93.0	93.0	92.0	92.0	92.0
117.5°	100.5	100.5	101.0	101.4	101.4	101.4	102.4	102.4	101.4	101.4	101.4
120°	109.9	109.9	109.9	110.8	110.8	110.8	111.8	111.8	110.8	110.8	110.8
122.5°	120.7	120.7	121.2	121.6	121.6	121.6	122.6	122.6	122.1	122.1	121.6
125°	131.5	131.5	132.4	132.4	132.4	132.4	133.4	133.4	133.4	133.4	132.4
127.5°	143.2	143.2	144.2	144.2	144.2	144.2	145.1	145.1	145.1	145.1	144.2
130°	155.0	155.0	155.9	155.9	155.9	155.9	156.8	156.8	156.8	156.8	155.9
132.5°	167.2	167.2	167.6	167.6	167.6	167.6	168.6	168.6	168.6	168.6	168.1
135°	179.4	179.4	179.4	179.4	179.4	179.4	180.3	180.3	180.3	180.3	180.3
137.5°	191.2	190.6	191.2	190.6	191.2	191.2	191.6	191.6	191.6	191.6	191.6
140°	202.9	201.9	202.9	201.9	202.9	202.9	202.9	202.9	202.9	202.9	202.9
142.5°	213.7	213.2	213.7	212.7	213.7	213.7	213.7	213.7	213.7	213.7	213.7
145°	224.5	224.5	224.5	223.5	224.5	224.5	224.5	224.5	224.5	224.5	224.5
147.5°	235.8	235.3	235.8	234.8	235.8	235.8	235.8	235.8	235.8	235.8	235.8
150°	247.0	246.1	247.0	246.1	247.0	247.0	247.0	247.0	247.0	247.0	247.0
152.5°	256.0	255.5	256.4	255.5	256.0	256.0	256.4	256.0	256.0	256.0	256.0
155°	264.9	264.9	265.8	264.9	264.9	264.9	265.8	264.9	264.9	264.9	264.9
157.5°	272.4	272.4	273.3	272.4	272.4	272.4	273.3	272.4	272.4	272.4	272.4
160°	279.9	279.9	280.8	279.9	279.9	279.9	280.8	279.9	279.9	279.9	279.9
162.5°	286.0	286.0	286.9	286.0	286.0	286.0	286.9	286.0	286.0	286.0	286.0
165°	292.1	292.1	293.0	292.1	292.1	292.1	293.0	292.1	292.1	292.1	292.1
167.5°	295.8	295.8	296.8	295.8	295.8	295.8	296.8	295.8	295.8	295.8	295.8
170°	299.6	299.6	300.5	299.6	299.6	299.6	300.5	299.6	299.6	299.6	299.6
172.5°	302.0	302.0	302.8	302.0	302.4	302.4	302.8	302.0	302.0	302.0	302.0
175°	304.3	304.3	305.2	304.3	305.2	305.2	305.2	304.3	304.3	304.3	304.3
177.5°	305.2	305.2	305.7	305.2	305.7	305.7	305.7	305.2	305.2	305.2	305.2
180°	306.2	306.2	306.2	306.2	306.2	306.2	306.2	306.2	306.2	306.2	306.2

LM-79-2019: Approved Method: Electrical and Photometric Measurements of Solid-
State Lighting Products

Report Prepared for

Cooper Lighting Solutions

MCGRAW EDISON

Report Number: SP1-2411-284-1

Test Date: 11/15/2024

Luminaire Tested: TTN-D0-735-U-WQ

Data in this report applies to families of products including TT-xx-735 and TTN-xx-735

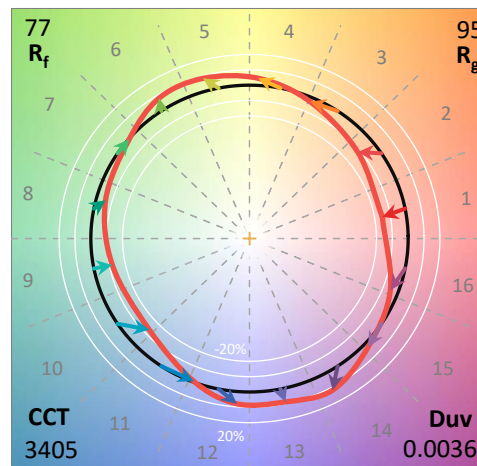
Test Information

Test Method: LM-79-2019
 Report Number: SP1-2411-284-1
 Test Lab: COOPER LIGHTING SOLUTIONS
 Photometer: SP1 - 76IN SPHERE
 Measurement Geometry: 4π
 Issue Date: 11/15/2024
 Manufacturer: COOPER LIGHTING SOLUTIONS
 Product Line: MCGRAW EDISON
 Catalog Number: **TTN-D0-735-U-WQ**
 Description: TOPTIER NANO LED PARKING GARAGE LUMINAIRE. 3500K, 70 CRI LEDS AND WIDE DISTRIBUTION

Spectral Parameters

CCT (K): 3405
 CIE u': 0.2365
 CIE v': 0.5180
 Duv: 0.0036
 CIE x: 0.4148
 CIE y: 0.4038
 CIE z: 0.1814
 Peak Wavelength (nm): 596
 Dominant Wavelength (nm): 579
 Purity: 45.70672
 Rf: 76.6
 Rg: 95.4

CRI (Ra):	73.9		
R1:	71.3	R9:	-18.0
R2:	80.3	R10:	53.1
R3:	87.8	R11:	68.6
R4:	73.2	R12:	42.6
R5:	69.8	R13:	72.5
R6:	71.8	R14:	92.7
R7:	82.8	R15:	64.3
R8:	54.1		



Test Conditions

Stabilization Time: 38M
 Operation Time: 1H 38M
 Sphere Temperature (°C): 24.9

REPORT NUMBER: SP1-2411-284-1

Measurement and Test Equipment			
Instrument	Identification Number	Calibration Date	Calibration Due Date
Photometer	IN0058	6/18/2024	12/18/2024
Power Meter	INXT2011004	2/8/2024	2/8/2025
AC Power Source	IN0063	10/22/2024	10/22/2025
DC Power Source	IN0208	10/22/2024	10/22/2025
Sphere Thermometer	IN0085	10/22/2024	10/22/2025
Room Thermometer	IN0046	10/22/2024	10/22/2025

REPORT NUMBER: SP1-2411-284-1

CIE 1931 Chromaticity Diagram



CIE 1931 Chromaticity Diagram with 2017 ANSI 7-Step and 4-Step Quadrangles

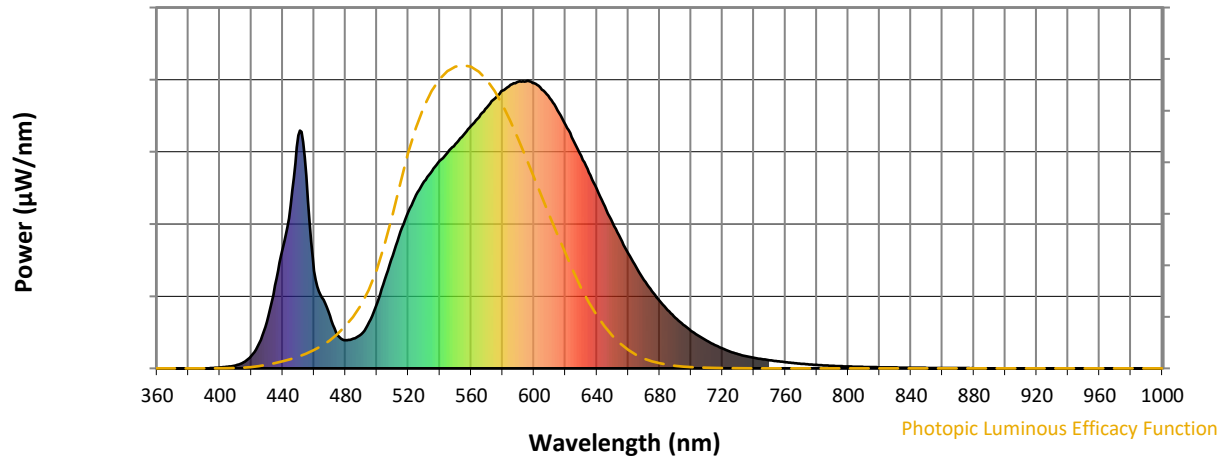


CCT = 3405K
 CIE x = 0.4148
 CIE y = 0.4038
 Duv = 0.0036

Point lies inside the ANSI 3500K 4-step quadrangle

REPORT NUMBER: SP1-2411-284-1

Photopic Flux vs. Wavelength



Photopic Lumens: NR

λ (nm)	Power W [^] /nm	Lumens (ϕ /nm)	λ (nm)	Power W [^] /nm	Lumens (ϕ /nm)	λ (nm)	Power W [^] /nm	Lumens (ϕ /nm)	λ (nm)	Power W [^] /nm	Lumens (ϕ /nm)	λ (nm)	Power W [^] /nm	Lumens (ϕ /nm)
360	0	NR	490	119	NR	620	846	NR	750	28	NR	880	1	NR
365	0	NR	495	160	NR	625	793	NR	755	25	NR	885	0	NR
370	0	NR	500	225	NR	630	739	NR	760	22	NR	890	0	NR
375	0	NR	505	308	NR	635	681	NR	765	19	NR	895	0	NR
380	0	NR	510	392	NR	640	623	NR	770	16	NR	900	0	NR
385	0	NR	515	474	NR	645	563	NR	775	14	NR	905	0	NR
390	0	NR	520	545	NR	650	506	NR	780	12	NR	910	0	NR
395	1	NR	525	603	NR	655	451	NR	785	10	NR	915	0	NR
400	3	NR	530	649	NR	660	399	NR	790	9	NR	920	0	NR
405	5	NR	535	687	NR	665	352	NR	795	8	NR	925	0	NR
410	11	NR	540	721	NR	670	307	NR	800	6	NR	930	0	NR
415	21	NR	545	751	NR	675	268	NR	805	6	NR	935	0	NR
420	43	NR	550	779	NR	680	234	NR	810	5	NR	940	0	NR
425	88	NR	555	811	NR	685	203	NR	815	4	NR	945	0	NR
430	163	NR	560	843	NR	690	176	NR	820	4	NR	950	0	NR
435	288	NR	565	873	NR	695	152	NR	825	3	NR	955	0	NR
440	416	NR	570	907	NR	700	131	NR	830	3	NR	960	0	NR
445	566	NR	575	938	NR	705	112	NR	835	3	NR	965	0	NR
450	810	NR	580	965	NR	710	96	NR	840	2	NR	970	0	NR
455	669	NR	585	986	NR	715	81	NR	845	2	NR	975	0	NR
460	338	NR	590	997	NR	720	69	NR	850	2	NR	980	0	NR
465	246	NR	595	997	NR	725	58	NR	855	1	NR	985	0	NR
470	182	NR	600	991	NR	730	49	NR	860	1	NR	990	0	NR
475	115	NR	605	968	NR	735	42	NR	865	1	NR	995	0	NR
480	97	NR	610	939	NR	740	37	NR	870	1	NR	1000	0	NR
485	103	NR	615	896	NR	745	32	NR	875	1	NR			

REPORT NUMBER: SP1-2411-284-1

Scotopic Flux vs. Wavelength



Scotopic Lumens: NR

S/P: 1.33

λ (nm)	Power W [^] /nm	Lumens (φ/nm)	λ (nm)	Power W [^] /nm	Lumens (φ/nm)	λ (nm)	Power W [^] /nm	Lumens (φ/nm)	λ (nm)	Power W [^] /nm	Lumens (φ/nm)	λ (nm)	Power W [^] /nm	Lumens (φ/nm)
360	0	NR	490	119	NR	620	846	NR	750	28	NR	880	1	NR
365	0	NR	495	160	NR	625	793	NR	755	25	NR	885	0	NR
370	0	NR	500	225	NR	630	739	NR	760	22	NR	890	0	NR
375	0	NR	505	308	NR	635	681	NR	765	19	NR	895	0	NR
380	0	NR	510	392	NR	640	623	NR	770	16	NR	900	0	NR
385	0	NR	515	474	NR	645	563	NR	775	14	NR	905	0	NR
390	0	NR	520	545	NR	650	506	NR	780	12	NR	910	0	NR
395	1	NR	525	603	NR	655	451	NR	785	10	NR	915	0	NR
400	3	NR	530	649	NR	660	399	NR	790	9	NR	920	0	NR
405	5	NR	535	687	NR	665	352	NR	795	8	NR	925	0	NR
410	11	NR	540	721	NR	670	307	NR	800	6	NR	930	0	NR
415	21	NR	545	751	NR	675	268	NR	805	6	NR	935	0	NR
420	43	NR	550	779	NR	680	234	NR	810	5	NR	940	0	NR
425	88	NR	555	811	NR	685	203	NR	815	4	NR	945	0	NR
430	163	NR	560	843	NR	690	176	NR	820	4	NR	950	0	NR
435	288	NR	565	873	NR	695	152	NR	825	3	NR	955	0	NR
440	416	NR	570	907	NR	700	131	NR	830	3	NR	960	0	NR
445	566	NR	575	938	NR	705	112	NR	835	3	NR	965	0	NR
450	810	NR	580	965	NR	710	96	NR	840	2	NR	970	0	NR
455	669	NR	585	986	NR	715	81	NR	845	2	NR	975	0	NR
460	338	NR	590	997	NR	720	69	NR	850	2	NR	980	0	NR
465	246	NR	595	997	NR	725	58	NR	855	1	NR	985	0	NR
470	182	NR	600	991	NR	730	49	NR	860	1	NR	990	0	NR
475	115	NR	605	968	NR	735	42	NR	865	1	NR	995	0	NR
480	97	NR	610	939	NR	740	37	NR	870	1	NR	1000	0	NR
485	103	NR	615	896	NR	745	32	NR	875	1	NR			

REPORT NUMBER: SP1-2411-284-1

Melanopic Flux vs. Wavelength



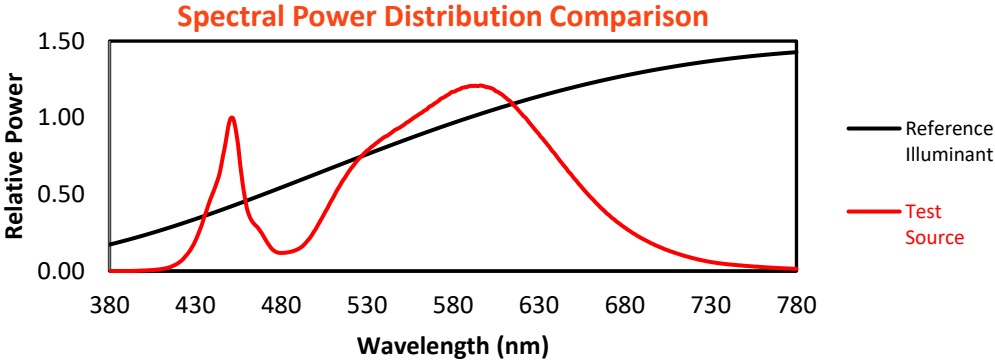
Melanopic Lumens: NR

M/P: 2.47

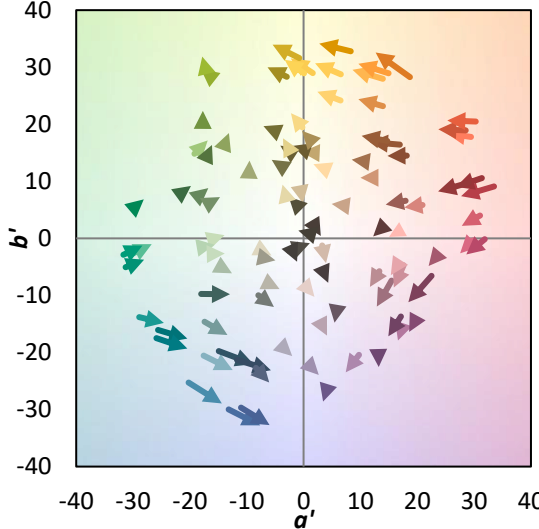
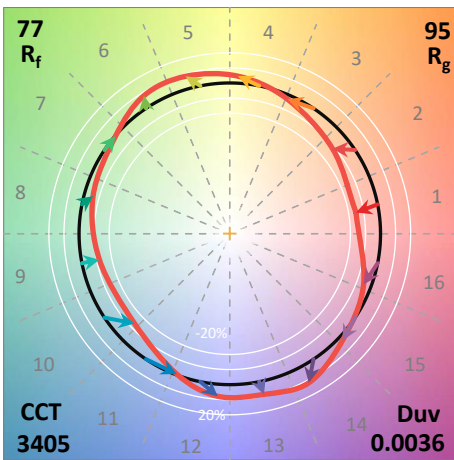
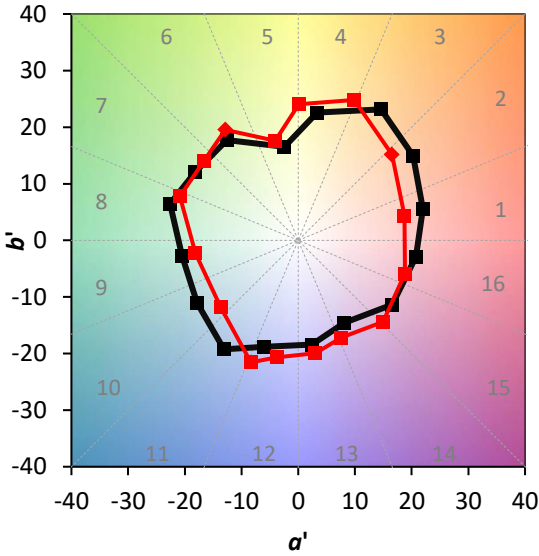
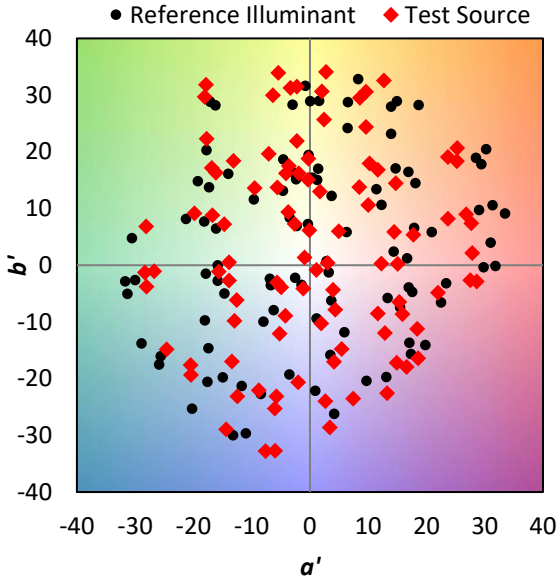
λ (nm)	Power W [^] /nm	Lumens (φ/nm)	λ (nm)	Power W [^] /nm	Lumens (φ/nm)	λ (nm)	Power W [^] /nm	Lumens (φ/nm)	λ (nm)	Power W [^] /nm	Lumens (φ/nm)	λ (nm)	Power W [^] /nm	Lumens (φ/nm)
360	0	NR	490	119	NR	620	846	NR	750	28	NR	880	1	NR
365	0	NR	495	160	NR	625	793	NR	755	25	NR	885	0	NR
370	0	NR	500	225	NR	630	739	NR	760	22	NR	890	0	NR
375	0	NR	505	308	NR	635	681	NR	765	19	NR	895	0	NR
380	0	NR	510	392	NR	640	623	NR	770	16	NR	900	0	NR
385	0	NR	515	474	NR	645	563	NR	775	14	NR	905	0	NR
390	0	NR	520	545	NR	650	506	NR	780	12	NR	910	0	NR
395	1	NR	525	603	NR	655	451	NR	785	10	NR	915	0	NR
400	3	NR	530	649	NR	660	399	NR	790	9	NR	920	0	NR
405	5	NR	535	687	NR	665	352	NR	795	8	NR	925	0	NR
410	11	NR	540	721	NR	670	307	NR	800	6	NR	930	0	NR
415	21	NR	545	751	NR	675	268	NR	805	6	NR	935	0	NR
420	43	NR	550	779	NR	680	234	NR	810	5	NR	940	0	NR
425	88	NR	555	811	NR	685	203	NR	815	4	NR	945	0	NR
430	163	NR	560	843	NR	690	176	NR	820	4	NR	950	0	NR
435	288	NR	565	873	NR	695	152	NR	825	3	NR	955	0	NR
440	416	NR	570	907	NR	700	131	NR	830	3	NR	960	0	NR
445	566	NR	575	938	NR	705	112	NR	835	3	NR	965	0	NR
450	810	NR	580	965	NR	710	96	NR	840	2	NR	970	0	NR
455	669	NR	585	986	NR	715	81	NR	845	2	NR	975	0	NR
460	338	NR	590	997	NR	720	69	NR	850	2	NR	980	0	NR
465	246	NR	595	997	NR	725	58	NR	855	1	NR	985	0	NR
470	182	NR	600	991	NR	730	49	NR	860	1	NR	990	0	NR
475	115	NR	605	968	NR	735	42	NR	865	1	NR	995	0	NR
480	97	NR	610	939	NR	740	37	NR	870	1	NR	1000	0	NR
485	103	NR	615	896	NR	745	32	NR	875	1	NR			

Summary

$R_f = 76.6$
 $R_g = 95.4$
 $CIE R_a = 73.9$
 $R_g = -18.0$

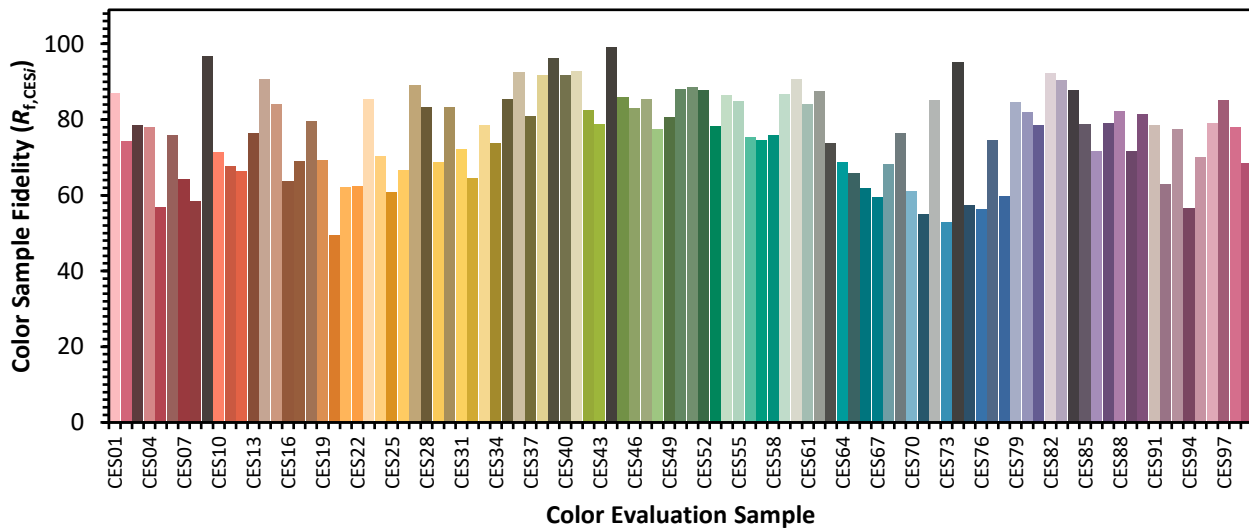


Color Vector Graphics

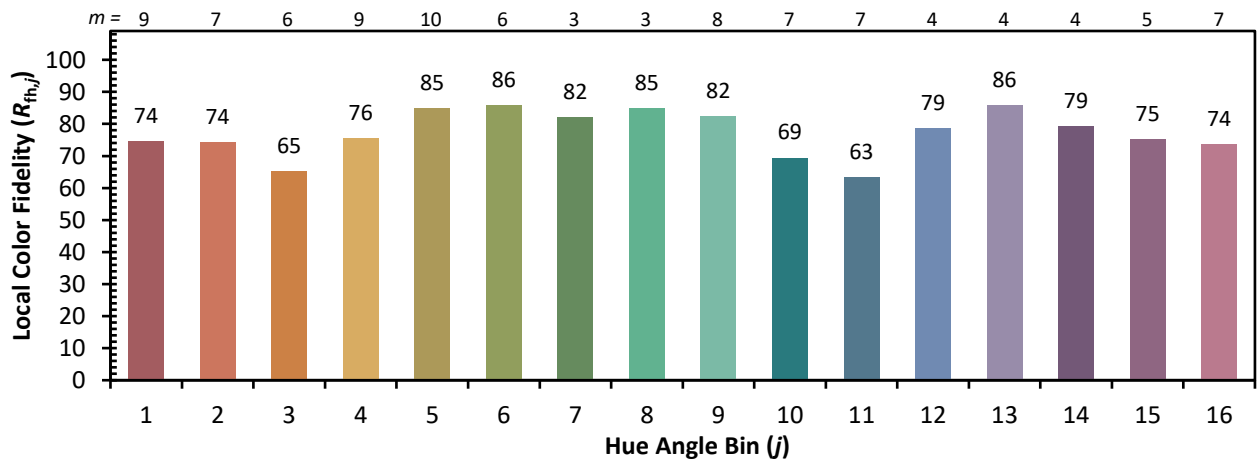


Individual Sample Fidelity Index ($R_{f,i}$)

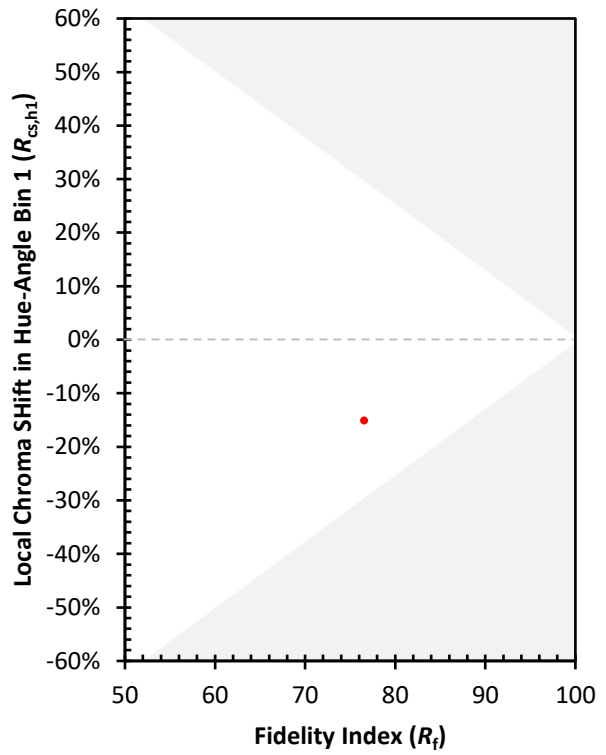
CES01 = 86	CES26 = 67	CES51 = 88	CES76 = 56
CES02 = 62	CES27 = 89	CES52 = 88	CES77 = 75
CES03 = 31	CES28 = 83	CES53 = 78	CES78 = 60
CES04 = 70	CES29 = 69	CES54 = 86	CES79 = 85
CES05 = 48	CES30 = 83	CES55 = 85	CES80 = 82
CES06 = 51	CES31 = 72	CES56 = 75	CES81 = 78
CES07 = 41	CES32 = 65	CES57 = 75	CES82 = 92
CES08 = 40	CES33 = 78	CES58 = 76	CES83 = 90
CES09 = 29	CES34 = 74	CES59 = 87	CES84 = 88
CES10 = 75	CES35 = 86	CES60 = 91	CES85 = 79
CES11 = 58	CES36 = 93	CES61 = 84	CES86 = 72
CES12 = 64	CES37 = 81	CES62 = 88	CES87 = 79
CES13 = 43	CES38 = 92	CES63 = 74	CES88 = 82
CES14 = 74	CES39 = 96	CES64 = 69	CES89 = 72
CES15 = 71	CES40 = 92	CES65 = 66	CES90 = 82
CES16 = 47	CES41 = 93	CES66 = 62	CES91 = 79
CES17 = 50	CES42 = 83	CES67 = 60	CES92 = 63
CES18 = 56	CES43 = 79	CES68 = 68	CES93 = 77
CES19 = 72	CES44 = 99	CES69 = 76	CES94 = 56
CES20 = 65	CES45 = 86	CES70 = 61	CES95 = 70
CES21 = 86	CES46 = 83	CES71 = 55	CES96 = 79
CES22 = 79	CES47 = 85	CES72 = 85	CES97 = 85
CES23 = 92	CES48 = 78	CES73 = 53	CES98 = 78
CES24 = 91	CES49 = 81	CES74 = 95	CES99 = 68
CES25 = 72	CES50 = 88	CES75 = 57	



Color Rendition by Hue-Angle Bin



Measure Comparisons



(END OF REPORT)